

LEVEL

DRIVE



• **FORZA** •
OVERDRIVE



-FORZA-
OVERDRIVE
USER'S GUIDE

 Seymour
Duncan®

• FORZA •

OVERDRIVE

Congratulations, and thank you for your purchase of the Seymour Duncan Forza Overdrive.

Forza is a full-range, highly adjustable and transparent overdrive for players who want more gain and sustain without sacrificing the natural voice of their guitar amp. While many overdrives emphasize particular frequencies, Forza is voiced across a balanced frequency spectrum so it sounds just as good through a clean channel or enhancing an already overdriven amp. In addition to up to 37dB of gain, there's a three-band EQ for controlling the lows, mids and high end, and the Level control has plenty of range to allow use as a clean boost.

HOW IT WORKS

- 1 Level** – This control dials in the amount of output so you can level-match your dirty and clean sounds, dial in a solo boost or deliver more drive to your amp.
- 2 Drive** – This control dials in a gain boost of 11dB to 37dB for everything from subtle coloring to more intense overdrive.
- 3 Bass** – This control dials in the amount of low end, centered on 90 Hz with +/-11dB boost or cut.
- 4 Mid** – This control lets you dial in the amount of midrange, centered on 750 Hz with a boost or cut of 11dB.
- 5 Treble** – Dials in the amount of high end with a 2.1kHz center frequency and +/-12dB of boost or cut.
- 6 Status LED** - Indicates when the Forza is active. LED is on when the unit is engaged, off when in true bypass mode.

- 7 True Bypass Footswitch** - Activates the pedal. When the pedal is off, the circuit from your guitar's signal runs via a hardwired connection from the input jack to the output jack for true bypass operation.
- 8 Input Jack** - Connect your guitar or other pedal cable here.
- 9 Output Jack** - Run a cable to amp input or to the next effect pedal.
- 10 Power Jack** - You can use any 9V - 18V regulated DC adapter (negative polarity center terminal).

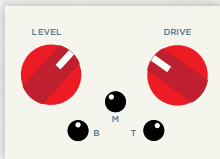


LET'S GET STARTED!

1. Plug in any regulated 9V - 18V power supply with a negative polarity center terminal.
2. Run good quality, unbalanced, shielded guitar cables from your guitar to the input jack and from output jack or jacks to your amp's input or to the next pedal on your pedalboard.
3. Dialing in your sound:

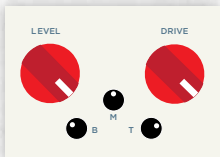
Start with the Gain, Treble, Mid and Bass controls at twelve o'clock and the Level at zero. Gradually increase the level to the desired volume, then experiment with the range of the Gain and EQ controls to find your tone, whether it's a subtle coloration or a more sculpted sound.

SAMPLE SETTINGS



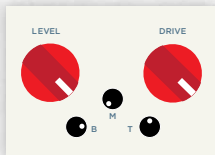
Sparkly Overdrive

Think of this as "a little more" on top of a clean amp channel: plenty of body with a little midrange dip to smooth out the tone. This setting sounds especially jangly with a Stratocaster.



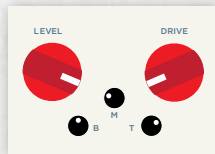
British Crunch

Use this setting with a clean amp channel for vintage crunch tone. The mid-range response is flat with lower bass for more focus, and it features maximum drive with a slight high-end boost. This setting pushes your guitar into a bright, tubey growl and works equally well with single coil and humbucking pickups.



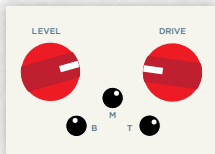
Big Rhythm

Use this setting with a clean amp channel for a classic American rhythm sound. The boosted bass and completely scooped mids give a thick tone, and the wide open gain gives you plenty of power.



Tight Metal Boost

Use this setting in front of a high-gain amp to tighten up the bottom end and add thickness and compression to the mids while keeping pick articulation clear.



Lead Boost

Use this setting on top of your overdriven or distorted rhythm sound to add punch and sustain, or to turn a great rhythm sound into a great lead sound.

Specifications:

Type of circuitry: The Forza uses a glass diode, back-to-back stack overdrive circuit

Bypass: True hard-wire bypass

Control Functionality:

Gain Control Range - 11dB to 37dB

Bass - 90 Hz +/- 11dB

Mid - 750 Hz +/- 11dB

Treble - 2.1 kHz +/- 12dB

Bypass (Footswitch) - Engages the overdrive effect

Input Impedance: 470k Ohms

Output Impedance: 1K Ohms

Gain: Unity (0dB) dry; off to +3dB wet.

THD @10mVrms input @ 1 kHz with 12 dB of gain: 0.045%

Max Output Before Saturation: 0.6Vrms

Power: 9V battery or external 9V to 18V Regulated DC Adapter (center negative)

Current Consumption: 4.5mA

Dimensions: 2.61" X 4.90" X 1.45"

Weight: 0.8lb without battery

COMMITMENT TO QUALITY AND COMMUNITY

Seymour Duncan takes pride in designing and crafting our products to create the most amazing sound possible. Our Made in the USA label designates that the products are designed in Santa Barbara, California and manufactured in the USA with quality parts sourced in the United States and around the world.

With everything we create, our passion and obsession for amazing sound is reflected in its quality and reliability.



LIMITED WARRANTY

Seymour Duncan offers the original purchaser a one-year limited warranty on both labor and materials, from the day this product is purchased. We will repair or replace this product, at our option, if it fails due to faulty workmanship or materials during this period. Defective products can be returned to your USA dealer, international distributor, or sent direct to our factory postage prepaid along with dated proof of purchase (e.g., original store receipt) and RMA number. Call or e-mail our factory for an RMA number, which **must be written on the outside of the box**. We reserve the right to refuse boxes without an RMA written on the outside. As you might expect, this warranty does not apply if you've modified the unit or treated it unkindly, and we can assume no liability for any incidental or consequential damages which may result from the use of this product. Any warranties implied in fact or by law are limited to the duration of this express limited warranty.

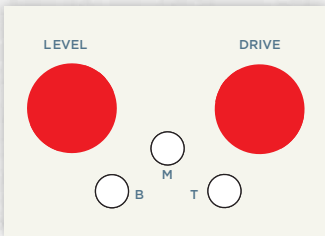
DISPOSAL GUIDELINES

In the unlikely event that you ever need to dispose of this product, it must be disposed of properly by handing it over to a designated collection point for the recycling of waste electronic equipment. Please contact your local household waste disposal service or the shop where you purchased this product for those locations. Thanks for helping us conserve natural resources and ensure that it is recycled in a manner that protects human health and the environment.

FCC COMPLIANCE

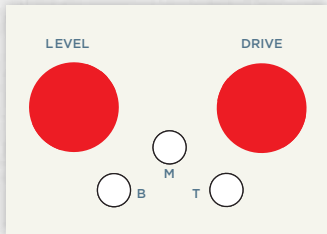
This Device complies with Part 15 of the FCC rules. Operation is subject to the following two conditions: (1) This device may not cause harmful interference, and (2) this device must accept any interference including interference that may cause undesired operation.

PERSONAL SETTINGS

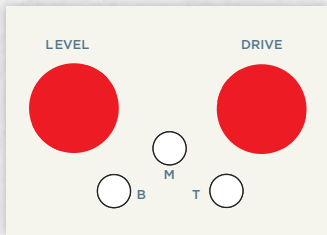


USER NOTES

PERSONAL SETTINGS

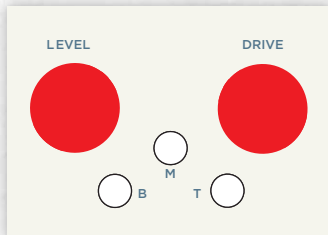


USER NOTES

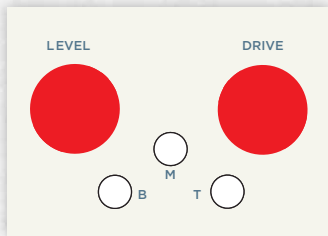


USER NOTES

PERSONAL SETTINGS



USER NOTES



USER NOTES

WHAT WE STAND FOR

We stand for great tone:
It's the heart.
The soul. The essence.
The core of the sound.

We stand for musicians.
Because soul matters.
Spirit matters.
Music matters.

We stand for quality.
We're an American original.
An industry leader.
And we're always innovating.

We stand by our work.
Our passion. Our history.
It's in everything we build.
In everything we touch.

We stand for great tone.
Music. Power. Heart. Soul. Tone.
It's who we are. It's what we do.
We are Seymour Duncan.

 Seymour
Duncan

Real Soul.
Genuine Tone.



Seymour Duncan

seymourduncan.com

5427 Hollister Ave
Santa Barbara, CA 93111
(805) 964-9610

© 2016 Seymour Duncan. All Rights Reserved.